



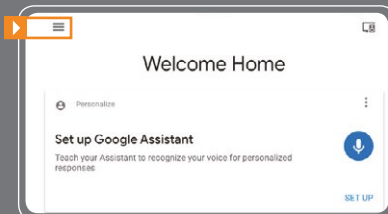
### BEFORE YOU BEGIN

In order to take advantage of Google Assistant voice control of your PowerView® Scenes, you need:

- A PowerView® Account with a PowerView® Hub\* registered to the account
- A Google Assistant-enabled device connected to your Google account
- The Google Home App or Google Assistant App downloaded and installed on your mobile device

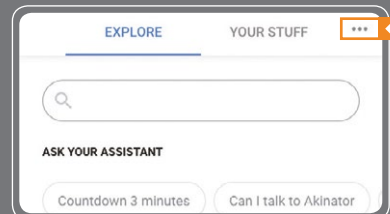
1 | Open the Google Home App or Google Assistant App on your mobile device and select the menu.

#### Google Home App

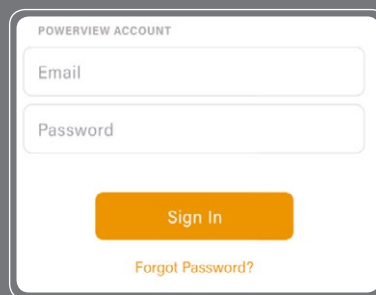
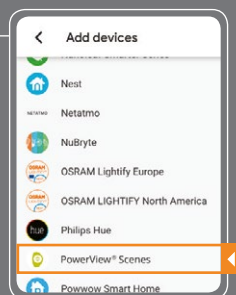
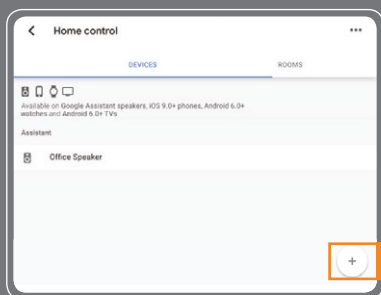


Enter your PowerView® Account information to link your PowerView® Account with your Amazon Account. Then, authorize your profile and PowerView® Scenes to be shared with Alexa.

#### Google Assistant App



In the Google Assistant App select Settings and then Home Control.



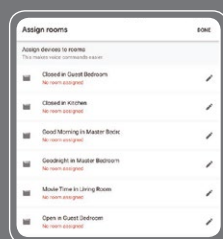
2 | Press the + icon to add a device. Select PowerView® Scenes from the available devices list.

3 | Enter your PowerView® account information to link your PowerView® account with your Google account.

Click Authorize to link your PowerView® account with Google Assistant. Your profile and PowerView® Scenes will be shared with Google Assistant. Your PowerView® Scenes will then be added to the Google Home/Assistant App as devices.

4 | After prompted, assign your PowerView® Scenes to rooms in the Google Home/Assistant App.

Multi-Room Scenes can be assigned to any preset or custom room.



5 | Begin activating your PowerView® Scenes using Google Assistant by saying action phrases that correspond to your PowerView® Scene names.

#### Examples of phrases to control your Scenes include:

- "Hey Google, run Good Morning."
- "Ok Google, activate I'm Home."
- "Hey Google, turn on Good Night."

### TIPS

- Before attempting to add PowerView® Scenes to the Google Home App, please ensure your PowerView® Hub is registered to your PowerView® account.
- Any changes made to PowerView® Scenes in the PowerView® App, including Scene names, additions and deletions, will automatically

be updated in the Google Home App.

- If you have multiple or similar Scene names, you can activate them at the same time with a single command, or you can activate a single Scene by saying the action phrase, Scene name and room, i.e. "Hey Google, activate Good Morning in the Bedroom."



A PowerView® Hub, Gen 2, is required to add PowerView® Scenes as devices in the Google Home App or Google Assistant App. The Google Assistant is available in selected markets. Experience may vary by region, language, and device. All features, functionality, and other product specifics are subject to change without notice or obligation.

Google, Inc., Google, Google Home, Google Home Mini, G logo, The Google Assistant built-in, and related marks and logos are trademarks of Google, Inc. All rights reserved.